

SYSTEM DEALER CATALOGUE

one Detector



The One You Customize

 FIRE System

FIRE DETECTION Solution

The TELEDATA products for the fire detection are compliant to the legislations in force EN 54/2 54/4 related to the fire detection (EN 54-2) and the power supply (EN 54-4). The TELEDATA fire detection panels are capable to manage up to 240 detectors for loop offering solutions from 1 loop up to 16 loops.

TELEDATA offers technical innovations such as

- The use of a digital communication protocol on 2 voltage levels with the improvement of the quality and the reliability of the loop communication and the distance increment of the closed loop up to 5 Km.

Elegant design and available for all the different applications.

Available also in analog addressable version.

- The short cut detection integrated in the analog addressable modules and detectors, avoiding the use of external insulators.

The system management becomes easier by using the model ONE KBD remote keypads with push buttons, display and signaling LEDs.

The management of the control panel can be done by using any communication line or Ethernet network using the appropriate WINWATCH32 software.

The management of the fire control panels on graphic maps is integrated with the management of burglar, access control and building automation systems.



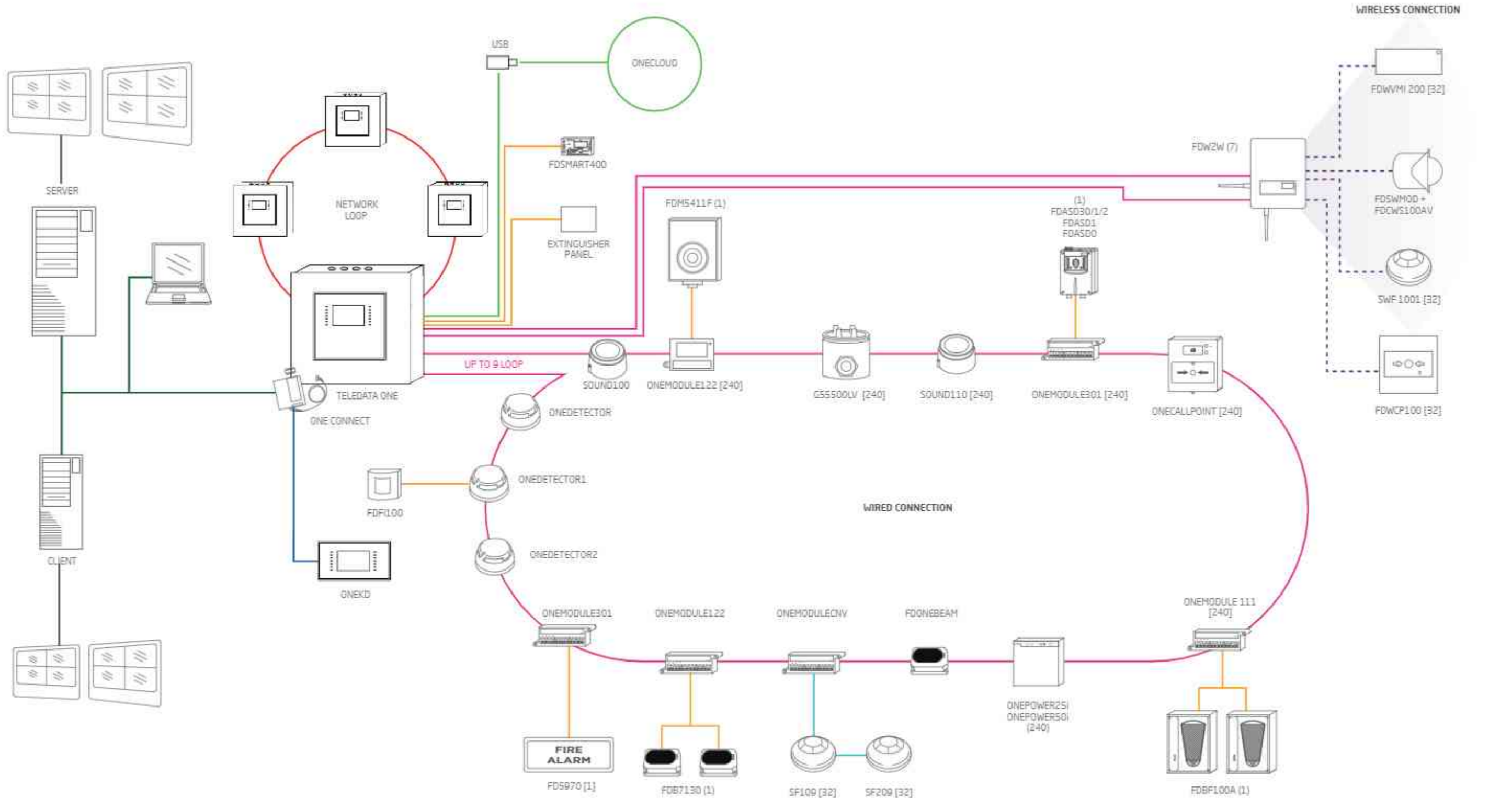
Teledata has been designing and manufacturing safety electronic devices for 40 years. In the early years, the company started its business manufacturing ad hoc electronic solutions for aerospace applications for national and foreign leader companies. This allowed the know-how of the company to achieve the highest levels in cutting-edge electronics sector.

During this period the company widened its horizons developing specific solutions for the safety field, which in the early eighties occupied a market in which no standard solution existed.

Over the years, Teledata continued investing in the safety field combining system design with large-scale manufacturing of high technological content. The company continued with the design and manufacturing of electronic devices, while constantly generating and increasing the value chain benefiting the final customers.

Teledata today offers a self production range of safety system and fire prevention products; it has an important presence on the international market, and gives an important contribution to export the Made in Italy excellence. The company participates in several national and international work committees sharing experience, necessities, goals, actions and values to have previews and perspectives for tomorrow's market.





TCP/IP NETWORK
(CAT5 cable)

RS485 LINE
(Shielded, antifiame cable with 2 connectors for power supply and 2 connectors RS484 for signal)

SIGNAL
(Shielded, antifiame cable with 2 connectors for power supply and 2 connectors RS484 for signal)

USB
(Upload download programming)

POWER SUPPLY AND SIGNAL
(Shielded, antifiame cable with 2 connectors for signal and power supply)

WIRELESS
(Radio connection with 870 MHz Frequency)

NETWORK LOOP
(Cat 5 cable)

CLOSE LOOP WITH POWER SUPPLY
(Shielded, antifiame cable with 2 connectors for signal and power supply)

[x] = Maximum Number of connected device.
The devices can be added together ex: (x) + (x)

[x] = Maximum Number of connected device.
The device cannot be added together ex: (x) or

Superior technology and ease of use make this system truly UNIQUE!

1. End User

For the first time in the fire industry, even the end-user can interact with a control panel! End-user can access to their own personal screen at any time, without a password, allowing them to see the events divided by: All, Alarms, Faults, Dates, Loop or by area. Or simply call assistance with a touch!

2. Log In

Once logged on the system, the end-user, maintenance technician or programmer will gain immediate access to his own user menu. Only the 4-6 keys specially designed for each user will appear on the touch screen! Everything is quick and easy; mistakes are virtually impossible! Finally a fire control panel that's easy-to-understand!

3. Operator Menu

Teledata one is a maintenance technician's dream. Traditional fire control panel force you to use conventional mini displays, often poorly back-lit, with endless menus, perhaps not even in your language, or require you to connect to a pc,

4. Diagnostic Map

Teledata One displays the status of the system in a single glance, thanks to its diagnostic map which provides full information: immediately visualizing detectors, input/output modules and all wireless devices market with a "W". The level of dust and consequent inefficiency of a detector is indicated with different colours.

5. Detailed Information

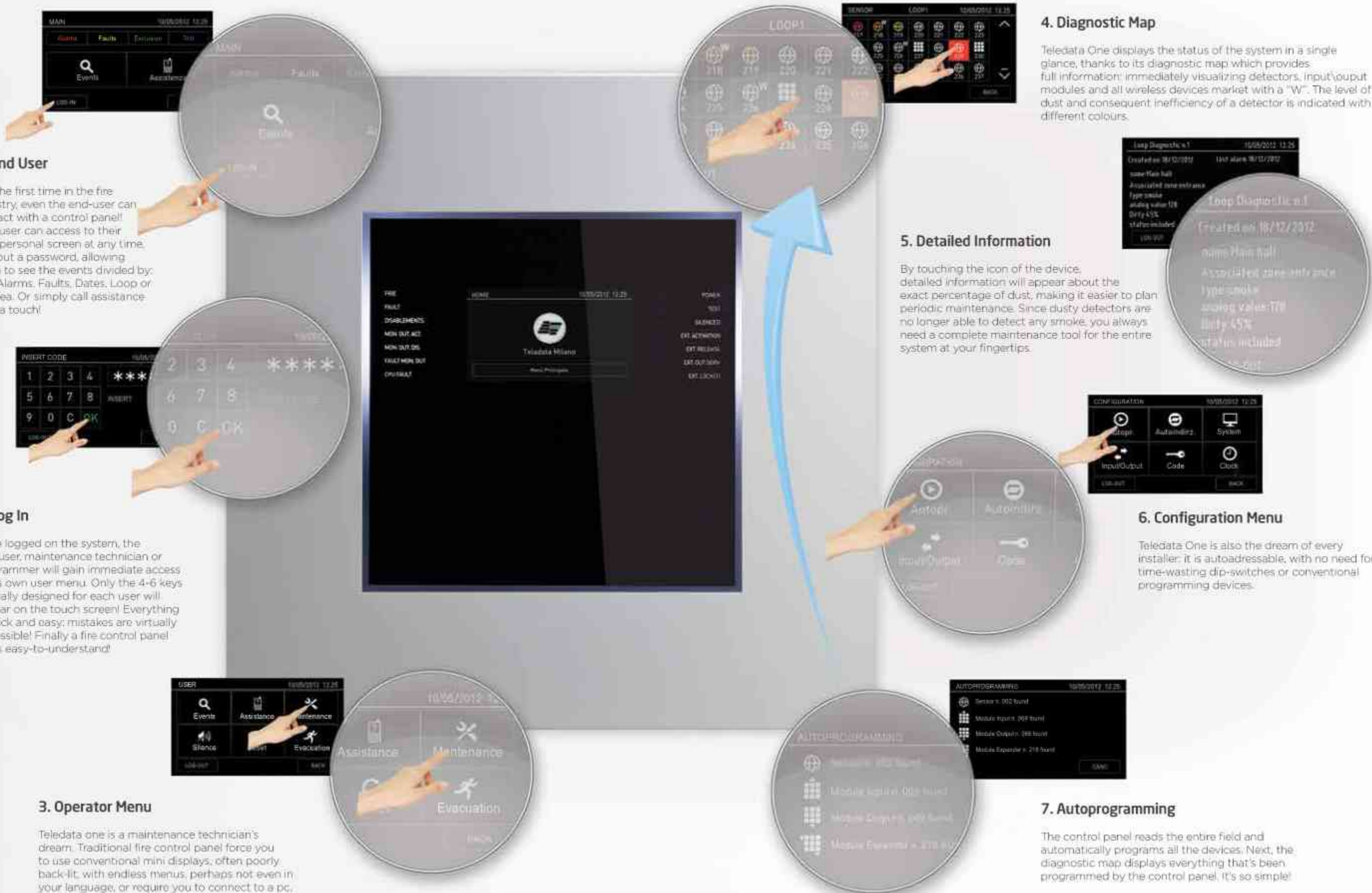
By touching the icon of the device, detailed information will appear about the exact percentage of dust, making it easier to plan periodic maintenance. Since dusty detectors are no longer able to detect any smoke, you always need a complete maintenance tool for the entire system at your fingertips.

6. Configuration Menu

Teledata One is also the dream of every installer: it is autoaddressable, with no need for time-wasting dip-switches or conventional programming devices.

7. Autoprogramming

The control panel reads the entire field and automatically programs all the devices. Next, the diagnostic map displays everything that's been programmed by the control panel. It's so simple!



Completely touch screen and expandable to 9 loops, the new fire alarm system is made in Italy"



Unique Design.

Its name is One, since it offers all the information and instructions you need on a single touch screen!
A unique Italian design with programmable side led.



Custom.

Teledata One is available in: White, black, or in custom painted shades colours
A refined object of refined Italian design, which can also feature your trademark, since it is completely customizable, even with:
White or tri-color backlighting LED.
Fully customizable for OEM, certificate, logo and color.



Touch Interface.

It's made to be touched: the first certified fire panel fully touch!
A totally touch screen panel, with easy use interface.

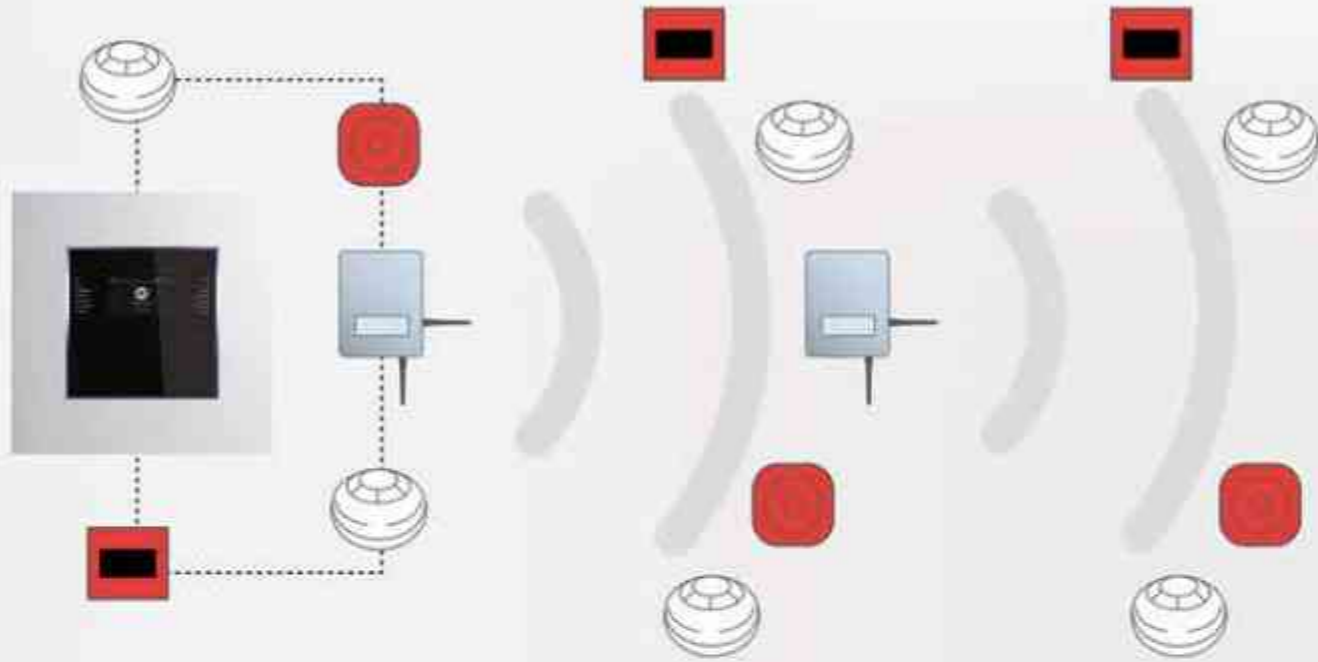


All languages.

A superior quantity of characters and symbols. Up to 111 languages.

Safety & Simplicity

All in one!.. All for you!



Multi protocol.

Multi protocol devices and detectors.



Auto addressing.

Auto addressing function with logical mapping position.



Extinguish module.

Extinguish module option.



Wireless.

Hybrid solution for wired and wireless devices.



Expandibility.

Connect up to 128 panels on a network loop, to manage massive systems with more than 250,000 devices.



Redundancy.

The only fully redundant control panel made in Italy! All the individual components, from the CPU, to the power unit and other parts, can be redundant, to protect people's lives better, well beyond ordinary fire-prevention standards.

When combined with the extensive range of compatible industry leading control equipment, Teledata offers the most flexible wireless fire solution available today. Translator Modules are connected onto the control panel loop wiring, either on their own to form a fully wireless system, or mixed with wired field devices to form a Hybrid system. Each of these Translator Modules communicates with up to 128 field devices via a proven wireless protocol, processing the messages received from the field devices and transmitting information about themselves and the devices they support to the system's control equipment. All field devices have a wireless range of 150m in free air, but where greater distances are required the system is supported by a range of Expander and Router Modules which help

to propagate the radio signals. Multiple Translator Modules can be used on each control panel loop and each Translator Module can support multiple Expander Modules making it possible to configure systems of virtually any size and complexity. Where a non-addressable system or a system with an unsupported protocol is present, wireless detection devices can still be achieved in specific areas with the deployment of one Expander Module.

> **TELEDATA ONE** 1 loop expandable to 9 addressable fire alarm control panel



TeledataOne, is the fire alarm control panel of the future, completely made in Italy. First alarm control panel with touch-screen technology certified EN 54-2 and 4. The GUI interface is user friendly, you can program the panel without the use of any manual. There are three access levels which facilitate the ease of use of each type of operation (installation, maintenance and End User Visualization). TeledataOne is expandable up to 9 loops. With TeledataOne you can connect up 2160 devices, in fact each loop supports 240 devices. If you want to connect more loop devices you can create a ring of One through the One Ring, so your building will be even more secure.

TeledataOne allows to use addressable wireless devices and wired device in the same system. The panel records each alarm and fault, so they are visible into "historical events", you can filter and search each event by date, events type, zones and loops. All the historical events and the diagnostics of all the devices can be exported easily with a USB pendrive from the TeledataOne Panel.

TeledataOne also have a unique stylish design, the mechanical chassis is also available in different colors. The high-end technological background effect with a different LED colors can be added or removed. Also, on request, Teledata allow you to customize the panel inserting the digital logo of your company on the touch screen. TeledataOne is an international product, it manages up to 111 languages and their alphabets. To increase even more the easy of use for the programming of the TeledataOne panel there is OneCloud, the new area of commissioning! Thanks to OneCloud you can configure the panel with any type of device (PC, smartphone, tablet...) comfortably, far from central panel, and import the configuration on your TeledataOne easily with a USB pendrive.

HARDWARE features

- Addressable fire alarm panel with 32-bit microprocessor
- LCD touchscreen display (480x272 TFT 4,3")
- Back light on/off and three settable colors
- 1 addressable loop, expandable up to 9 loops (with 4 One2) configurable as open or closed
- Digital protocol
- Frontal LEDs with three settable color: white, blue and green
- each loop supports 240 addressable devices
- Short-cut circuit protection
- 14 front LED for events
- Silenceable and excludable signaling buzzer
- 1 monitored output for siren or dialer (24Vdc 1A)
- General Output dry contact 1A 30Vdc 120 Vac
- 1 general open collector output
- 1 RS 485 line for peripherals (maximum current value)
- 1 RS 232 and 1 micro USB for programming and remote management
- Ethernet card 10 Mbit/s (Optional PTLAN)
- 56 LED zone (option card ONE 56)
- Ring Network Card between central (optional ONE RING tab)
- Maximum 14 remote control panels can be connected to the RS485 BUS max 800m distance (ONE KBD)
- With four additional One2 needed supplementary power supply (ONE*W)
- Two 12 V Battery: capacity 17Ah each
- Automatic test of efficiency batteries and battery disconnection in case of deep discharge
- Auxiliary power output 24 Vdc 500mA with shortcut protection
- Dimensions: 410 x 410 x 120 mm
- Weight: 6,3Kg (without batteries)
- Power supply: 230Vac
- Current absorption: 300mA
- Maximum current external loads: 500mA
- Operating Temperature: 0C°/ +50C°
- Maximum current on loop: 500mA

SOFTWARE features

- 240 addressable devices for one loop
- hybrid systems wired/radio
- 192 programmable zones
- 192 logic functions
- more than 1000 events reported into archive
- Internal clock
- Auto programming analog devices on loop
- Auto addressing analog devices on loop*
- Mapping analog devices on the loop
- Ring connection with other stations using a fault tolerant network
- Multilingual management
- Customizable with personal logo
- Management of detectors and analog modules of different types:
 - Managed Thermal and optical detectors in the same loop
 - Input modules
 - Output Modules
 - Buttons addressed
 - Analogue Addressable Sirens multiprotocol
- Colorful LED selectable
- Programmable locally or remotely by dedicated software
- Multi - Protocol Teledata and Apollo
- MODBUS TCP/IP/MODBUS RTU protocol over IP (TCP option card MCGTWMD8)
- Certified Product Standards EN54-2 and EN54-4
- CE Marking (EMC low voltage directive)

Available Protocols for Teledata System Dealer:



Available Protocols for OEM Panel Partner:



Custom Colors



> ONE MINI 1 loop addressable fire alarm control panel



HARDWARE Features

- Addressable 32-bit microprocessor panel with graphical touchscreen display (480 x 272 TFT 4.3")
- 1 addressable loop with digital protocol configurable as open or closed
- 240 addressable devices on loop
- Up to 14 remote control panels can be connected to the RS485 BUS max 800m distance (cod. Art. ONE KBD)
- Short circuit protection
- 14 Front LEDs
- 2 monitored output for siren or optical-acoustic signaling (24Vdc 1A)
- General clean contact output 1A 30Vdc 120 Vac
- 1 general fault output
- 1 RS 485 for peripherals
- 1 RS 232/micro USB for programming and remote management
- Ethernet card 10-100 Mbit/s (optional cod. Art. PTLAN)
- 16 LED zones
- Ring network adapter between panels (optional cod. Art. ONERING)
- Battery capacity: 2 x 72 Ah
- Efficiency test batteries and battery disconnection in case of deep discharge
- Operatin temperature from 0° to 50° degrees
- Auxiliary power output 24 Vdc 500mA with short protection
- Dimensions: 330 x 310 x 80 mm
- Power supply: 230Vac

SOFTWARE Features

- Up to 240 addressable devices for the loop
- hybrid yarms/radio
- Division up to 192 areas
- 96 logic functions
- Store more than 1000 events
- Auto programming analog devices on loop
- Auto addressing analog devices on loop
- Mapping analog devices on loop
- Ring connecting with other central using a fault tolerant network
- Multilingual management
- Fully customizable with personal logo, Color
- Touch screen and side multi-color LED
- Management of detectors and analog modules of different type
 - thermal and optical detectors mixed
 - Input Modules
 - Output Modules
 - buttons addressed
 - Analog Addressable sirens multiprotocol
- Selectable colored LED
- TCP/IP Protocol MODBUS/MODBUS RTU over TCP IP (optional cod. Art. MCGTWMDB)
- Certified Product Standards EN54-2 and EN54-4

Available expansion and accessories for One Mini

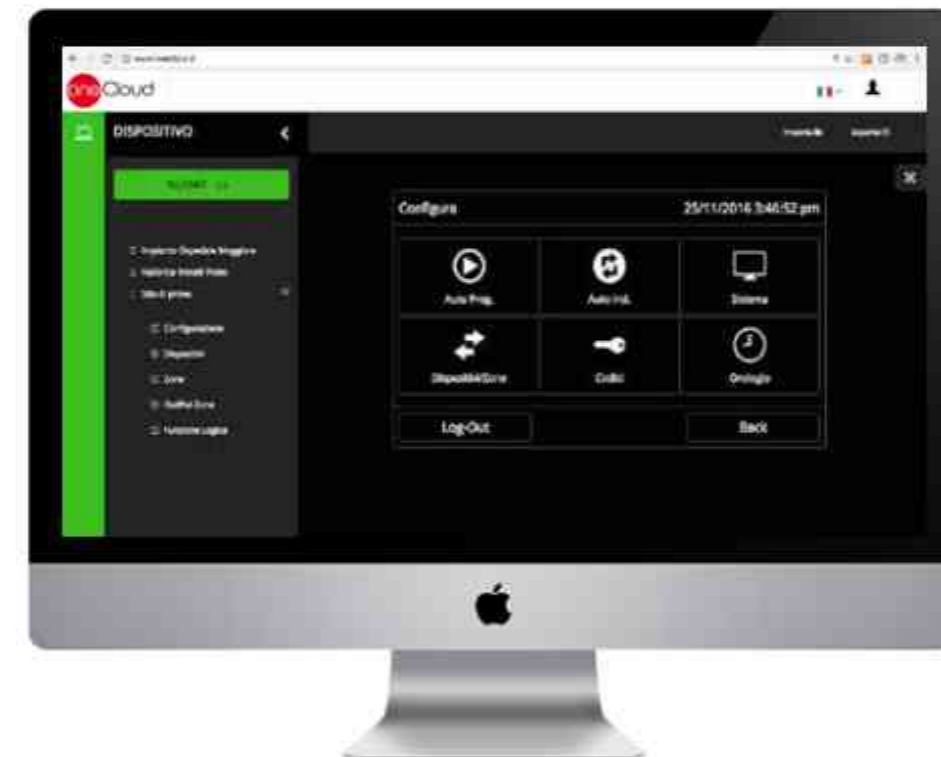
- ONE RING
- ONEKBD
- PTLAN
- MCGTWMDB
- FDSMART100

CODE	DESCRIPTION
ONEMINI	Complete of every characteristic
ONEMINIL	Like ONEMINI but without ONERING and ONEKBD
ONEMINISL	Like ONEMINI but without ONERING and ONEKBD and up to 120 devices

Custom Colors



> ONE CLOUD The new area of commissioning!



www.teledata.it

With OneCloud, the commissioning now is more innovative. The panels has different modes of programming capability, such as USB import, and direct programming from the touch screen. OneCloud innovated cloud based programming, allowing the engineer to program the panel over the cloud saving time and visits to site.

Additional unique industry benefits of OneCloud are:

- Same identical and user friendly GUI Interface of all the Teledata panel range. (It's not necessary to learn two different programming tool anymore)
- Full back up of all your customers vital programming
- Live remote support, on the actual programming which would be installed on site (done with customer authentication sharing permission)

Everything free of charge!



> **ONE 2** Expansion card with 2 loops for Teledata One

Functional Features

With ONE2 you can extend the management capabilities of Teledata one. One card has 2 supplementary loops, both have same features of master panel. The mounting is internal into fire alarm panel and doesn't modify the design.

Technical Features

- 2 loops
- up to 4 One2 for one TeledataOne
- Certified device according to EN54-2
- Loop configurable as open or closed loop
- Maximum number of devices per loop: 240
- Internal mounting of the center by connector of the master board
- 2 programmable relay output of monitored alarm
- Multi - Protocol Teledata Apollo



> **ONE RING** card for ring networks between TeledataOne / OneMini Panels

Functional Features

With One Ring you can connect in a ring network up to 32 TeledataOne, so is possible to create a system that shares all informations of each single panel.

Technical Features

- CAN BUS Connection
- speed communication up to 50 Kbps
- High fault tolerant, able in the presence of network failure, to maintain the necessary information pass between the nodes
- Compatible with central Olympia - Teledata One
- Prepared for mounting inside the central Olympia/Teledata One
- Range up to 12 km with a special cable
- Consumption 250mA max - 50mA nominal
- 12 Vdc power supply from the central Olympia
- 24 Vdc power supply from the central TeledataOne



> **ONE 56** Panel led for alarm of zones for TeledataOne Panel

Functional Features

Panel led One56 is applicable below display of TeledataONE, without modifying form and design. Thanks to the panel you can have a light alarm signal of zones and will be possible to individuate faster the number of active zones.

Technical Features

- number of visualizable zones 56
- Operating Temperature: -5 ° C/+ 40 ° C
- Dimensions: 219x58mm
- Red LED Color
- Powered by TeledataOne

> **FDCANMONO** Mono mode optical fibre converter with ST connector for Olynnet card

** on request*

- Power supply: 12Vcc

> **FDCANMULTI** Multi mode optical fibre converter with ST connector for Olynnet card

** on request*

- Power supply: 12Vcc



> **ONE 16** Panel led for alarm of zones for OneMini Panel

Functional Features

Panel led One16 is applicable below display of OneMini, without modifying form and design. Thanks to the panel you can have a light alarm signal of zones and will be possible to individuate faster the number of active zones.

Technical Features

- number of visualizable zones 16
- Operating Temperature: -5 ° C/+ 40 ° C
- Red LED Color
- Powered by OneMini



> **TD607** Nac Expander for TeledataOne Panel

Technical Features

- External Power Supply 5A
- Number of outputs 1
- Max Number of Sounders 148



> **ONE PW** Auxillary power supply for full configuration of TeledataOne

Functional Features

Must be use depending of the number of expansion card used.

Technical Features

- 100-240VAC Input - 12A
- 50/60 Hz
- output - 27V, 2.5A
- Operating Temperature: -5 ° C/+ 40 ° C
- Dimensions: 180x6x349mm



> **TD615** Nac Expander for TeledataOne Panel

Technical Features

- External Power Supply 5A (for each output)
- Number of outputs 4
- Max Number of Sounders 148

> **ONECONNECT** Network interface with WEB functionality



Functional Features

- ETHERNET / Serial converter
- Modbus gateway

Basic functionality for centralization on Teledata supervision systems. Advanced functionality through which the device is able to connect the Teledata fire alarm control panels (TeledataONE, MiniONE) to the outside world through the REST protocols and Modbus.

Technical Features

- Embedded LINUX operating system
- ARM Cortex7 type CPU
- 512Mb RAM
- 8Gb flash memory
- 3W CPU consumption

> **ONEMODBUS** Network interface with WEB functionality



Functional Features

- ETHERNET / Serial converter
- Modbus gateway

Basic functionality for centralization on Teledata supervision systems. Advanced functionality through which the device is able to connect the Teledata fire alarm control panels (TeledataONE, MiniONE) to the outside world through the REST and Modbus protocols.

Technical Features

- Embedded LINUX operating system
- ARM CORTEX7 type CPU
- 512Mb RAM
- 8GB flash memory
- CPU consumption 3W

> **FDSMART400** 3g dialer EN54 21 certified



Technical Features

- 4G dialer with Touch screen integrated
- Multilanguage interface
- Available protocols Contact ID, SIA(1/3 livelli) e Fast format (scancorn)
- SMS message system interface
- 4 Input and 4 relé outputs
- Certified EN54 21, EN50136-2, EN50131-1& EN50136-1 (grado 2 e 3)
- Power and consumption 9-28Vdc: 151mA
- Working temperature -10C + 55 C
- Size 110x150 mm

> **ONEPRINTER** Printer for ONE control panels



Functional Features

Serial printer in wall-mounted case, connectable to the TELEDATAONE and ONEMINI control panels

Technical Features

- Supply voltage 24Vdc
- Thermal paper printing support
- Paper width 58mm
- Roll diameter 39mm
- Serial interface RS232
- Size 160x124x108mm

> **ONEMIMIC** Remote LED card



Functional Features

The ONEMIMIC module connects to the TeledataOne control panel via RS-485 bus. Provides information on the status of the fire detection system, both general and by areas status. It is equipped with 48 outputs for area LEDs, plus a series of outputs for general fault indications. There is also a button to test the flashing of the LEDs. ONEMIMIC supports the activation of 4 LED blocks that can be set by DIP SWITCH as it must be able to manage up to 192 areas. ONEMIMIC is supplied in a wall-mounted case.

Technical Features

- Supply voltage 24Vcc
- Transmission protocol RS485
- Size 213x138x15mm
- Pre-painted sheet 1mm thickness metal case

> **ONE KBD** Remote Touch screen panel with iron case for TeledataOne and One Mini



Functional Features

Same as to the TeledataOne the OneKBD is easy and intuitive to use. All functions can be reached with a touch according to the different levels of access. It offers the possibility of events and historical display.

Technical Features

- graphical touch screen display (480x272 TFT 4.3")
- 14 front LED
- 2 line RS-485 for the connection
- Operating Temperature: -5°C/+40°C
- Power supply: 27.6vdc
- Consumption: 90mA
- Talk Speed: 38400 bps
- Maximum number of ONEKBD that can be connected to a control center: 14
- Dimensions: 210x120x50 mm
- Weight: 1kg
- Level of protection: IP30

Custom Colors





> **ONEDETECTOR** Multi-Criteria Dual Optical and Thermal detector with short circuit isolator

Functional Features

The OneDetector Multi-Criteria Dual Optical and Thermal detector is the latest in smoke detector technology. The first ever detector approved with three standards EN54-5, EN54-7 and EN54-29. Part 29 is the new standard of Fire Detectors defining the requirements for multiple sensor detectors.

The OneDetector ensures an analysis of air condition and temperature of the protected area, and immunity to false alarms utilising the dual-path optical smoke detection technologies and algorithms designed for the EN54-29 for improved performance.

The 360° visible LED with three different colours signals a condition of alarm (red), fault (yellow) and localization (green).

Each detector is provided with an integrated isolator circuit, that automatically takes action. The address can be programmed by the touch-screen digital programmer or with the addressing function of Teledata panels. It is provided with tools for base numbering and locking pin against unwanted removal to provide the highest level of safety and system reliability.

Technical Features

- Low profile thermal and thermovelocimetric smoke detector to be combined with ONEBASE
- Thermovelocimetric function at 58°C
- Thermal function at 78°C
- Built with multicolored plastic material, modern design.
- It can be programmed to operate at 58°C or 78°C
- Built with ABS plastic material with stabilized UV,
- Modern and compact design, low aesthetical impact
- Integrated self adapting function, to suit environmental changes
- Remote LED control option
- Power supply: 18-35V • Average current consumption: 90 QA
- IP40 degree of protection
- Maximum current consumption remote LED: 15mA
- Operating temperature: -30°C + 70°C
- Max humidity: 95% non-condense • Height: 48mm with base
- Diameter: 92mm • Weight with base: 120g



> **ONEDETECTOR1** Dual Optical detector with short circuit isolator

Functional Features

The OneDetector1 ensures an analysis of air condition and temperature of the protected area, and immunity to false alarms utilising the dual-path optical smoke detection technologies and algorithms for improved performance.

The 360° visible LED with three different colours signals a condition of alarm (red), fault (yellow) and localization (green).

Each detector is provided with an integrated isolator circuit, that automatically takes action. The address can be programmed by the touch-screen digital programmer or with the addressing function of Teledata panels. It is provided with tools for base numbering and locking pin against unwanted removal to provide the highest level of safety and system reliability.

Technical Features

- Low profile optical smoke detector to be combined with ONEBASE
- Built with ABS plastic material with stabilized UV,
- Modern and compact design, low aesthetical impact
- Integrated self adapting function, to suit environmental changes
- Remote LED control option
- Power supply: 18-35V • Average power consumption: 90 QA
- IP40 degree of protection
- Maximum current consumption remote LED: 15mA
- Operating temperature: -30°C + 70°C
- Max humidity: 95% non-condense • Height: 48mm with base
- Diameter: 92mm • Weight with base: 120g



> **ONEDETECTOR2** Thermal and thermovelocimetric detector with short circuit isolator

Functional Features

The OneDetector2 ensures the analysis of the air temperature of the protected area and immunity to false alarms.

The 360° visible LED with three different colours signals a condition of alarm (red), fault (yellow) and localization (green).

Each detector is provided with an integrated isolator circuit, that automatically takes action. The address can be programmed by the touch-screen digital programmer or with the addressing function of Teledata panels. It is provided with tools for base numbering and locking pin against unwanted removal to provide the highest level of safety and system reliability.

Technical Features

- Low profile thermal and thermovelocimetric smoke detector to be combined with ONEBASE
- Thermovelocimetric function at 58°C
- Thermal function at 78°C
- Built with multicolored plastic material, modern design.
- It can be programmed to operate at 58°C or 78°C.
- Built with ABS plastic material with stabilized UV.
- Modern and compact design, low aesthetical impact
- Remote LED control option
- Power supply: 18-35V
- Average current consumption: 90 QA
- IP40 degree of protection
- Maximum current consumption remote LED: 15mA
- Operating temperature: -30°C + 70°C
- Max humidity: 95% non-condense
- Height: 48mm with base
- Diameter: 92mm • Weight with base: 120g

> **ONEBASE** Base for ONEDETECTOR

Functional Features

Built with ABS plastic material with stabilized UV, modern design. It can be used for the mounting of any detector belonging to ONEDETECTOR series.

Technical Features

- Diameter: 92 mm
- Height: 36 mm
- Weight: 35g
- Operating temperature: -30°C + 70°C
- Max. humidity: 95% non condensing
- Output for remote optical repeater



Custom Colors

> **COLORDETXX** Custom colors for OneDetectors

MARBLE



CARRARA



BLACK

WOOD



CHERRY

METAL



GOLD



ALLUMINIUM



Addressable modules and multi-modules with integrated isolator

Using these devices it is possible to interface the loop with different systems, or to activate, by means of output modules, any type of output (sounders, light signals, fire doors electromagnets, etc.).

> ONEMODULE300

3 input addressable module with short circuit isolator

> ONEMODULE301

3 input and 1 monitored output addressable module with short circuit isolator

> ONEMODULE111

1 input, 1 C form output and 1 monitored output addressable with short circuit

> ONEMODULE120

1 input, 2 C form output addressable module with short circuit isolator

Functional Features

Reduced dimension permits device installation in any environment type. Devices are provided with integrated short circuit isolator, and addresses can be programmed by means of the programmer or with the addressing function of Teledata smoke detection panels.

Technical Features

- Monitored input able to detect different thresholds
- Average current consumption: 120 QA
- LED current consumption: 6mA (24V- line)
- Provided with integrated short circuit isolator
- Relay output: 30Vdc 1A
- Operating temperature: -30°C + 70°C • Max. humidity: 95% non condensing
- Max. Cable cross section 2.5 mm
- Power supply: 18-35V
- Dimensions: 106x54x27 mm • Weight: 70g



Addressable module with integrated isolator in Micro format

> ONEMICROM10

Input addressable module with short circuit isolator in Micro format

> ONEMICROM01

Output addressable module with short circuit isolator in Micro format

> ONEMICROM11

Input and output addressable modules with short circuit isolator in Micro format

Functional Features

Using these devices it is possible to interface the loop with different systems, or to activate, by means of output modules, any type of output (sounders, light signals, fire doors electromagnets, etc.).
Reduced dimension permits device installation in any environment type. Devices are provided with integrated short circuit isolator, and addresses can be programmed by means of the programmer or with the addressing function of Teledata smoke detection panels.

Technical Features

- Monitored input able to detect different thresholds
- Average current consumption: 120 QA
- LED current consumption: 6mA (24V- line)
- Provided with integrated isolator circuit
- Relay output: 30Vdc 2"
- Operating temperature: -30°C + 70°C • Max. humidity: 95% non condensing
- Max. Cable cross section 2.5 mm
- Power supply: 18-35V
- Dimensions: 58x28x15 mm
- Weight: 15g



> ONECALLPOINT Addressable call point

Functional Features

Activation is signaled with a red led and glass break effect, the call point can be reset with the provided key. Each call point is provided with integrated short circuit isolator that automatically takes action in case of need.

The address can be programmed by means of the programmer or with the addressing function of Teledata smoke detection panels. It is provided with tools for base numbering and locking pin against unwanted removal.

Technical Features

- Provided with integrated isolator circuit.
- Red-color led
- Flush-mounted installation tool included
- Power supply: 18-35V
- Average current consumption: 120 QA
- LED current consumption: 6mA (24V- line)
- Operating temperature: -20°C + 65°C
- Max. humidity: 95%
- Dimension: 87x87x54 mm
- Max. Cable cross section 2.5 mm



> FDBBR Enclosure for call point IP 55



> **SOUND100** Addressable sounder EN54 3 with short circuit isolator

Functional Features

Sound emission can be manually adjusted on the sounder itself. At the moment of activation, groups of sounders can be synchronized.

Each sounder is provided with integrated isolator circuit, that automatically takes action in case of need. Addresses can be programmed by means of the programmer or with the addressing function of Teledata smoke detection panels.

Technical Features

- Red plastic enclosure
- Provided with integrated isolator circuit
- Power supply: 19-30Vdc (per EN 54-3)
- Average power consumption: 120 QA
- Current consumption with operating sounder: 5-7mA (24V- line)
- Sounder output: 80 - 100dB
- Initiation tripping time: 2 sec
- IP degree: IP65
- Max. Cable cross section 2.5 mm²
- Operating temperature: -10°C /+55°C
- Max. humidity: 85% non condensing
- Dimensions: diameter 100mm height 92mm
- Weight: 190g



> **SOUND101** Addressable sounder EN54 3 with flashing light and short circuit isolator

Functional Features

Sound emission can be manually adjusted on the sounder itself. At the moment of activation, groups of sounders can be synchronized. Each sounder is provided with integrated isolator circuit, that automatically takes action in case of need. Addresses can be programmed by means of the programmer or with the addressing function of Teledata smoke detection panels.

Technical Features

- Red plastic enclosure
- Provided with integrated isolator circuit
- Power supply: 19-30Vdc (for EN 54-3)
- Average power consumption: 120 QA
- Current consumption with operating sounder: 5-7mA (24V- line)
- Sounder output: 80 - 100dB
- Initiation tripping time: 2 sec
- IP degree: IP65
- Max. Cable cross section 2.5 mm²
- Operating temperature: -10°C /+55°C
- Max. humidity: 85% non condensing
- Dimensions: diameter 100mm height 92mm
- Weight: 190g



> **SOUND110** Addressable sounder with flashing light EN54 3 and 23 and short circuit isolator

Functional Features

Sound emission can be manually adjusted on the sounder itself. At the moment of activation, groups of sounders can be synchronized. Each sounder is provided with integrated isolator circuit, that automatically takes action in case of need. Addresses can be programmed by means of the programmer or with the addressing function of Teledata smoke detection panels.

Technical Features

- Red plastic enclosure
- Provided with integrated isolator circuit
- Power supply: 19-30Vdc (for EN 54-3)
- Average power consumption: 120 QA
- Current consumption with operating sounder: 30mA (24V- line)
- Sounder output: 80 - 100dB
- Initiation tripping time: 2 sec
- IP degree: IP65
- Max. Cable cross section 2.5 mm²
- Operating temperature: -10°C /+55°C
- Max. humidity: 85% non condensing
- Dimensions: diameter 95mm height 125mm
- Weight: 305g



> **ONEBASES** Base sounder

Functional Features

Wide input voltage range from 16 to 40 Vdc available in a standard 32-tone version with locally controllable output levels. Extremely low profile, protrudes only 28 mm from the wall. It is very acoustically effective, it produces an omnidirectional audio output with low current levels.

Technical Features

- Consumption: 3mA
- 4 volume levels
- 32 main tones + 32 alternatives
- Sound power up to 92dB



> **ONEBASELPG** Base sounder with flashing light

Functional Features

Ideal for applications where an acoustic and visual alarm device is required. With low power consumption it combines a high-performance LED, specifically designed and approved to meet EN54-23

Technical Features

- Consumption white LED: high intensity 20mA, low intensity 12mA
- Consumption red LED: high intensity 18mA, low intensity 10mA
- Optical coverage white LED: high intensity C3-15, low intensity C3-9
- Optical coverage red LED: high intensity C3-10, low intensity open class
- 4 volume levels
- 32 main tones + 32 alternatives
- sound power up to 92dB
- Synchronized flashes



> ONEMODULE420
Addressed module with 1 input 4-20mA 1 OUT form C

Functional Features
Through the use of this device it is possible to interface to the LOOP devices with 4-20mA interface, both negative and positive reference type, it is also possible to pilot any type of siren, luminous plate, electromagnets, etc.
ONEMODULE420 is equipped with on-board short-circuit isolator.
The address is programmed via ONEPROGRAMMER or with auto addressing from TELEDATA fire control panels.

- Technical Features**
- Power supply: 18-35V
 - Average current consumption 140uA
 - LED current consumption: 6mA a 24V
 - Operation temperature: -30°C +70°C
 - Max humidity: 95% without condensation
 - Cable max section: 2,5mm
 - Size: 106x54x27mm
 - Weight: 70g



> ONEMODULECNV
Addressed module for the management of conventional detectors,
1 conventional input, 1 out Form C

Functional Features
Through the use of this device it is possible to interface to the LOOP with conventional type devices, it is also possible to pilot any type of siren, luminous plate, electromagnets, etc.
ONEMODULECNV is equipped with on-board short-circuit isolator.
The address is programmed via ONEPROGRAMMER or with auto addressing from TELEDATA fire control panels.

- Technical Features**
- Power supply: 18-35V
 - Average current consumption 140uA
 - LED current consumption: 6mA a 24V
 - Operation temperature: -30°C +70°C
 - Max humidity: 95% without condensation
 - Cable max section: 2,5mm
 - Size: 106x54x27mm
 - Weight: 70g



> ONE PROGRAMMER Programmer for addresses for devices in the One protocol

Functional Features
The ONEPROGRAMMER is a programming unit that allows to program and read the parameters stored in the analogue fire detection devices via a practical touch-screen display

- Technical Features**
- Reading and setting analogue address on a device.
 - Reading of analogue and dirt values
 - Reading the firmware version of the devices
 - 2 rechargeable batteries
 - Temperature range: from -30°C to +70°C
 - Maximum humidity: 95% RH (in the absence of condensation)
 - Size: 110x210x40,5mm ABS black
 - Power supply: 12Vcc
 - Power supply: 12Vdc 3 * supplied

> BOX500T Smoke detector housing for duct installation

- Technical Features**
- Material of container: thermoplastic
 - Two PVC probes for detection of smoke



> FDFI100 Bright indicator LEDs for repeat detector individual alarm or detector group

- Technical Features**
- The repeater is connected directly to the LED terminal repeat of the sensor .
 - For wall mounting or ceiling
 - material ABS
 - Consumption : 4,5 mA @ 24 Vdc
 - Operating Temperature : -30 ° C / + 70 ° C
 - IP Rating : 40
 - Dimensions : 80x80x27
 - Weight: 30g
 - Product promoted and available only out of Europe

> **FDW2W** Addressable wireless transceiver and protocol converter

Functional Features

The device is able receive and convert from radio signal to Teledata protocol and vice versa. Thanks to FD2W you can add modules and detectors to loop, without to use wire, thanks to wireless technology. The device is able to address wireless devices.



Technical Features

- Maximum number of wireless devices: 32 (with up to 16 output type modules)
- Maximum number of expanders connected: 7
- Communication to devices thanks to wireless technology
- Transmission range 200 meters free space and 600 meters with expander
- Programmable to query the devices from 12 seconds to 2 min.
- Programmable with a PC
- Powered by the central loop, 18V -40V
- Typical current: 20mA Load
- Operating Frequency: 868,15-869,85 MHz
- Output power 5dBm (3mW)
- Modulation Type: FSK
- Radio Poll Interval: 12 sec. to 12 min.
- Number of channels: 7
- Operating temperature: -30 to +50 ° C
- Humidity: from 5% to 90%
- IP 51C
- Dimensions without antenna mm 120x160x51
- antennas Number: 2
- antenna size: 74 mm
- Weight: 300g



> **SWF1001** Wireless Smoke detector

Technical Features

- Certificated n. 0852 - CPD - 1069
- multicolored modern design made of plastic.
- Self-adaptation to changing environmental conditions
- two-way communication protocol
- Tamper
- Equipped with dual battery with power-reserve indicator
- Primary battery : CR123A
- Time battery duration: 3 - 5 years
- Secondary battery : CR2032A
- Operating frequency : 868 MHz
- operating frequency channels: 7
- Output power 5dBm (3mW)
- Modulation Type : FSK
- Maximum communication distance with FDW2W/ FDWE100 form : 200m
- Operating frequency : 868 MHz
- Operating temperature : -10 to +55 ° C
- Humidity : 95 % RH
- IP40 protection class
- Dimensions: 110x65 mm
- Weight 130g
- Tamper signaling
- Certified to EN 54-7 EN 54-25

SWF3501 Wireless heat detector

Technical Features

- Certificated n. 0852 - CPD - 1068
- threshold alarm temperature: 58 ° C
- Certified to EN 54-5 EN 54-25

SWF2001 Wireless multi-criteria detector

Technical Features

- Certificated n. 0852 - CPD - 1070
- threshold alarm temperature: 58 ° C
- Certified to EN 54-5 EN54-7 EN 54-25

> **FDWE100** Expander radio

Functional Features

- Power supply: 9-30 v
- Consumption : 15 mA at 24 Vdc and 30 mA at 12 Vdc
- High noise immunity
- Output power 5dBm (3mW)
- Manages up to 32 device (detectors and modules)
- Transmission range: 600m free space
- Maximum distance with FDW2W or FDWE100 form : 600m
- Operating frequency : 868 MHz
- Programming by pc
- Number of channels : 7
- IP 51C
- Operating temperature : -30 to +50 ° C
- Humidity : from 5 % to 90 %
- Dimensions without antenna mm 120x160x50
- antennas Number : 2
- antenna size : 70 mm
- Weight: 300g



> **FDWVM1200** Wireless input mini module

Technical Features

- Fitted with 2 two-colour LEDs
- Supplied with dual battery with low battery indication
- Primary battery: CR123A
- Secondary battery: CR2032A
- Relay output: 30Vdc 2A
- Tamper protection
- Operating temperature: -30C°+70°C
- Max humidity: 95% with no condensation
- Weight: 200g



> **FDWMCB200** Wireless out put relay module



Technical Features

- High immunity to interference
- Maximum communication distance with FDW2W/ FDWE100 form : 200m
- Equipped with dual battery with power reserve indicator
- Operating frequency : 868 MHz
- Modulation Type : FSK
- operating frequency channels: 7
- Primary battery : CR123A
- Time battery duration: 3 - 5 years
- Secondary battery : CR123A
- IP 65
- 1 relay output : 30 Vdc , 2A , 60 W
- Output 12 / 24VDC : 30mA / 15mA
- wire diameter to clamps 0.5 - 2.5 mm2
- operating Humidity 95 % RH
- Operating Temperature : -30C ° to + 55 ° C

> **FDCWS100AV** Sounder with flash en 54 3 and 23



Functional Features

Sirena convenzionale a parete con lampeggiante, design modulare e flessibile, facile da installare, possibilità di silenziare la sirena per utilizzo del solo lampeggiante, capacità di allarme a due stadi

Technical Features

- Sirena indirizzata o wireless con 1 moduli opzionali FDALWSMOD o FDSGWSMOD
- Alimentazione 18/40Vdc
- Assorbimento di carico TI-25mA a 24 Vdc
- Range di frequenza acustica 400-2900 Hz
- Massima uscita acustica 100dB(A) @ 1m
- Fornita di 32 toni
- Frequenza allarme visivo 0.5 Hz o 1Hz
- Temperature di funzionamento -25°C to +70°C
- Massima umidità tollerata 95% RH
- Peso (in scatola posteriore) 290g
- Resistente all'acqua
- Categoria IP IP65

> **FDWCP100** Wireless addressed Call point, color Red



Technical Features

- Equipped with dual battery with power reserve indicator in operation
- Maximum communication distance with FDW2W/ FDWE100 form : 200m
- Primary battery : CR123A
- Time battery duration: 3 - 5 years
- Secondary battery : CR2032A
- Operating frequency : 868 MHz
- Modulation Type : FSK
- operating frequency channels: 7
- Output power 5dBm (3mW)
- Tamper
- Operating Temperature : -10 ° C + 55 ° C
- Material: ABS
- Dimensions : 86x86x59 mm
- Weight: 186 g (without batteries)

> **FDSGWSMOD** Wireless module for FDCWS100 and FDCWS100AV sounders



Technical Features

- Operating frequency range: 868.15 MHz-869.85MHz
- Max radiated power: 5dBm(3mW)
- Radio signal modulation type: FSK
- Operating frequency channels: 7
- Communication range with the translator or the expander: < 150m (in spazio aperto)
- Primary and secondary power cell: CR123A (3 V & 12 Ah)
- Primary and secondary power cell lifespan: 5-anni/ 2 mesi
- BS EN 54-18:2005: Dispositivi Input/Output
- BS EN54-25:2008: Componenti che utilizzano collegamenti radio e requisiti di sistema

> **FDCWS100** Sounder ip65 en 54 3



Functional Features

- Conventional soulder wall mounting modular and flexible design, easy to install

Technical Features

- Addressable or wireless with the optional module FDALWSMOD or FDSGWSMOD
- Power supply voltage range 18Vdc - 40Vdc
- Activated current load (High Vol.) TI 25 mA at 24 Vdc
- Acoustic Frequency range 400-2900 Hz
- Maximum acoustic Output 100 dB(A) @ 1m
- Operating temperature range -25°C to +70°C
- Unit weight (inc Back box) 290g
- Max tolerated humidity 95% RH
- Waterproof
- IP Rating: (non condensing) IP65



> **FDSGFI100** Wireless remote indicator

Technical Features

- Remote indicator must be used with sensor in the ceiling or under floor.
- Operating frequency range: 868.15 MHz - 869.85 MHz
- Max radiated power: 5 dBm (3 mW)
- Radio signal's modulation type: FSK
- Operating frequency channels: 7
- Communication range with the translator or the expander: 200 m (in open space)
- Main battery type: CR123A (3 V & 1.2 Ah)
- Secondary battery type: CR123A (3 V & 1.2 Ah)
- Main battery life time: 5 years
- Secondary battery life time: 2 months
- Operating temperature: from 0 to +55 °C
- Max tolerated humidity (no condensing): 95% RH
- Dimensions : 87 mm x 87 mm x 68 mm
- Weight (without batteries): 180 g

> **FDSGRBS100** Wireless sounder base



Technical Features

- The wireless sounder base is a device that activates its output when ordered so by the control panel in the event of fire alarms. Wireless sounder base is designed to act as a supporting mean for the installation of wireless detectors.
- Operating frequency range: 868 MHz
- Radiated power: 5 dBm (3 mW)
- Usable operating frequency channels: 7
- Radio signal's modulation type: FSK
- Communication range with wire to wireless device or wireless expander device: 200 m in open space
- Main battery type: CR123A (3 V & 1.2 Ah)
- Secondary battery type: CR123A (3 V & 1.2 Ah)
- Main battery life time 5 years
- Secondary battery life time 2 months
- Operating temperature range: from -10 °C to +55 °C
- Maximum tolerated humidity - with no condensing: 95 % RH
- Maximum volume range at 1m - selectable: from 89 dBA to 91 dBA
- Device output tone's frequency range: 440 Hz to 2900 Hz
- Ingress protection rating: IP 21C
- Device's dimensions: 120 mm x 52 mm
- Device's weight: 150 g



> **FDWD100** Wireless electromagnetic lock

Functional Features

The FDWD100 wireless electromagnetic lock is compatible with Teledata radio receivers FDW2W and radio expansions FDWE100.

The radio signal processing algorithms combined with the latest magnet technology guarantees the highest level of safety and reliability.

Technical Features

- Frequency range: 868-870MHz
- Max. Radio power: 14dBm(25mW)
- Channels number: 7
- Communication range: <200m (in open air)
- Size: 90x135x54mm
- Batteries: 2xCR123
- Weight: 740g
- Temperature: -10°C/+55°C
- Max humidity: 95%RH
- Degree of protection: IP50
- Magnet Force: 200N
- Batteries average duration: 5 years

Certifications

- BS EN 1155: electrically powered hold open devices
- BS EN 7273-1:2015: actuation of release mechanism for doors



> **FDSGRBS100-AV** Wireless sounder base with beacon

Technical Features

- The wireless audiovisual sounder base is a device that activates its output when ordered so by the control panel in the event of fire alarms. Wireless sounder base is designed to act as a supporting mean for the installation of wireless detectors.
- Operating frequency range: 868.15 MHz - 869.85 MHz
- Radiated power: 5 dBm (3 mW)
- Usable operating frequency channels: 7
- Radio signal's modulation type: FSK
- Communication range with wire to wireless device or wireless expander device: 200 m in open space
- Main battery type: CR123A (3 V & 1.2 Ah)
- Secondary battery type: CR123A (3 V & 1.2 Ah)
- Main battery life time: 5 years
- Secondary battery life time: 2 months
- Operating temperature range: from -10 °C to +55 °C
- Maximum tolerated humidity - with no condensing: 95 % RH
- Maximum volume range at 1m: selectable from 90.1 dBA to 92.4 dBA
- Device output tone's frequency range: 440 Hz to 2900 Hz
- Device's dimensions: 145 mm x x 66 mm
- Device's weight: 260 g



> **FDWTESTER** Wireless survey kit **on request*

Functional Features

- The purpose of the Wireless Survey Kit is to determine the quality of the radio signal coming directly from a FDW2W wire to wireless translator or relayed through a FDWE100 wireless expander in a specific spot in the installation site where a wireless device is going to be installed.

Technical Features

The FDWTESTER is composed of the following elements:

- A carrying case
- A pair of carrying case's keys
- A test device
- A test device's adaptor base
- A battery for the test device: CR123A (3 V & 1.2 Ah)
- A radio interface module
- A power supply transformer unit for the radio interface
- A wireless keypad
- An ER9V battery for the wireless keypad (9 V & 1.2 Ah)
- A programming lead for wireless keypad and radio interface connection
- A compact disk containing the wireless system configuration program (Winflex) for the PC



> **FD9002L** Conventional fire alarm panel 2zone

Technical Features

- Maximum number of fire detectors in a line/zone 32
- Control of the lines and controllable outputs for fault conditions (short circuit and interruption) and automatic reset;
- Built-in sounder in case of fire – monotonal, continuous with the possibility of exclusion;
- Ability to Disable each of the fire alarm lines;
- N°1 Independent relay output in case of fire alarm: 3A/125V AC, 3A/30V DC
- N°2 Controllable output in case of fire alarm: (19-28)VDC/ 0,5A
- N°1 Independent relay output in case of failure: 3A/125V AC, 3A/30V DC
- Battery 5Ah Power supply 220Vac: 65Watt
- Weight 1,25 Kgm

> **FD9004L** Conventional fire alarm panel 4 zone

Technical Features

- Same features of FD9002L but with 4 zones

> **FD9008L** Conventional fire alarm panel 8 zone

Technical Features

- Same features of FD9002L but with 8 zones

> **FD9004** Conventional fire alarm panel 4 zone

Technical Features

- Same features of FD9002L but with 4 zones

> **FD9008** Conventional fire alarm panel 8 zone

Technical Features

- Same features of FD9002L but with 8 zones

> **SF109** Conventional Smoke detector

Functional Features

Low profile detector to match conventional analogue BSE109 base, made of plastic material and with a modern design.

Technical Features

- Certification : EN54 part 7
- Power supply 10-30Vdc
- current consumption in standby 130uA @ 24V
- Maximum current consumption in alarm 20mA
- Operating temperature 10 to +50 ° C
- Relative humidity 95 % RH
- IP Rating 40
- Diameter : 100mm ; Height : 54mm ; Weight : 100g (with base)



> **SF209** Conventional Heat detector

Technical Features

- Certification : EN54 part 7
- High threshold of temperature for alarm 58°C

> **SF309** Conventional rate of rise detector.

Technical Features

- Certification : EN54 part 5
- High threshold of temperature for alarm 58°C

> **SF409** Conventional multicriterial detector

Technical Features

- Certification : EN54 parts 5 & 7
- Threshold of temperature for alarm 58°C



> **BS109** Conventional base for Sfix9 detectors

Technical Features

- Available with relay for FDCP109
- Maximum wire diameter 2,5 mm²
- Dimension diameter: 100 mm height: 15 mm





> **FDCP109** Conventional fire button

Functional Features

FDCP109 is designed for internal use in fire protection systems and meets the requirements of the European standard EN54-11.

Technical Features

- Power Supply (9-30 V.DC)
- Resistance 500 ff
- Current at 24v 48mA
- Red Led indicator
- Transparent protective cover
- Connection cables 0,4 mm2
- Operating temperature range -10°C +50°C
- Humidity 95%RH
- Degree of protection IP40
- Size (90 x 90 x 44) mm
- Weight 0,120 kg
- ABS Plastic Material

> **FD4991** Call point resettable



Technical Features

- EN54-11 : 2001 + A1 : 2005
- CPD Certificate
- restorable version with breaking glass effect
- Operating test with key supplied
- Degree of protection IP 66
- Connection Type : 6 terminals (3 double terminals for derivation)
- Maximum contact current 3A
- Operating temperature -20 / + 65 ° C
- Humidity 95 % RH
- 87x87x23 mm
- Weight 320g



> **FDES100** Conventional Siren En54-3

Technical Features

- (9-30)V
- 96dB/24V
- Led Flash, with the included base with lock.

> **FDES101** EN54 3 certified IP65 conventional sounder



Functional Features

The FDES101 conventional siren with a neat design enriches the range of conventional Teledata devices. Maximum performance managed by a microprocessor, 4 different tones, deep and lockable base on the siren body, fire-resistant case.

Technical Features

- Rated supply voltage 24Vdc
- Alarm consumption @ 24Vdc <10,6mA
- Sound power 98dB
- Number of programmable tones 4
- Frequencies 600Hz-2800Hz
- Humidity 5% - 95%
- Operating temperature -10°C a +55°C
- Case material red ABS
- Protection class IP65
- Certification EN54-3



> **FDESF101** EN54-3 certified IP65 conventional siren with flashing light

Functional Features

The FDESF101 conventional siren with a neat design enriches the range of conventional Teledata devices. Maximum performance managed by a microprocessor, 12 LEDs for excellent performance, 4 different shades, 0.5Hz and 1Hz option, deep base lockable on the siren body, fire-resistant case.

Technical Features

- Rated supply voltage 24Vdc
- Alarm consumption @ 24Vdc <30,3mA
- Sound power 98dB
- Number of programmable tones 4
- Frequencies 600Hz-2800Hz
- Flashing light frequency 1Hz
- Flashing light colour: red
- Humidity 5% - 95%
- Operating temperature -10°C a +55°C
- Case material red ABS
- Protection class IP65
- Certification EN54



> **FDESF102** EN54-3 and 23 certified IP65 conventional siren with flashing light

Functional Features

The FDESF102 conventional siren with a neat design enriches the range of conventional Teledata devices. Maximum performance managed by microprocessor, high power LEDs, 32 different shades, 3 settable volume levels, 0.5Hz and 1Hz option, deep base lockable on the siren body, fire-resistant case.

Technical Features

- Rated supply voltage 24Vdc
- Alarm consumption @24Vdc 0,5Hz <37,7mA
- Alarm consumption @24Vdc 1Hz <61,3mA
- Sound power 98dB
- Number of programmable tones 32
- Frequencies 440Hz-2900Hz
- Flashing light frequency 0,5Hz or 1Hz
- Flashing light colour: red
- Coverage w-2.1-7.5(13,5m)
- Humidity 5% - 95%
- Operating temperature -10°C a +55°C
- Case material red ABS
- Protection class IP65
- Certification EN54-3 EN54-23



> **FDW2WC** Wireless conventional module permits **on request*

Functional Features

Wireless conventional module permits to add a wireless sub-system to a conventional fire security installation.

Technical Features

- Power supply voltage range: 9-30V
- Current consumption: 50 mA NORMAL condition at 12 V
- Current consumption: 40 mA FAULT condition at 12 V
- Current consumption: 60 mA ALARM condition at 12 V
- Current consumption: 26 mA NORMAL condition at 24 V
- Current consumption: 21 mA FAULT condition at 24 V
- Current consumption: 31 mA ALARM condition at 24 V
- Communication range between FDW2WC and wireless devices: 200 mt. open space
- Operating frequency range: 868 - 870 MHz
- Radiated power range: 5 dBm equals to 3 mW
- Radio signal's modulation type: FSK
- Dimensions: 190 mm x 230 mm x 50 mm With antennas
- Dimensions: 120 mm x 160 mm x 50 mm Without antennas
- Weight: 330 grams



> **FD5969** Acoustic optical plate certified EN54-3, IP54

Functional Features

FD5969 is an acoustic optical signalling panel suitable for any risk situation such as fires, flooding, gas leaks, etc. where acoustic signals are required, EN54 3 and visual signalling (VID).

Technical Features

- Nominal voltage: 24Vd.c.(min18Vdc., max 30Vdc.)
- Line absorption at 24V: 21mA
- Degree of protection IP21C
- Material flammability: V2
- Sound pressure (max, 90 ° V. plane): > 90db (A) @ 1m
- Buzzer frequency: 2,8KHz
- Pulsating sound frequency: 1Hz
- Compliant to: EN54-3:2001+A1:2002+A2:2006
- Size: 292x130x55mm (LxHxP)
- Operating temperature: -10°C +55°C
- Class: TYPE A

> **FD5970** Audio visual fire alarm device EN54 3 and 54 23

Functional Features

The device is an audio/visual warning panel, available in different models and suited for any emergency situation such as fire, flooding, gas leaks, etc., where visual and audio information is needed. Its special design, very pleasant and reduced thickness makes it particularly suited for public places where security is required in addition to elegance.



Technical Features

- Power supply: 18V d.c. - 30V d.c. (Nominal Voltage:24V d.c.)
- Absorption: 50mA
- Installation: Wall mount
- Max mounting height for to secure visibility: 4,6m
- Type of connection: Clamp
- Flash light color: White
- Flashing frequency: 1Hz
- Sound power (min): 79 dB(A) @ 1m, 18V d.c. (max)92,3 dB(A) @ 1m
- Sound model: Pulsed, (500ms on, 500ms off)
- Silence-able Buzzer
- Buzzer frequency: 2,8KHz
- Operating temperature: From -10°C to +55°C
- Material: ABS
- Dimensions with backbox: 292x130x55mm (W x H x D)
- Compliant with EN54-23 W-4,6-9,1 and O-4,6-9,1-9,9. Syncro compliant with EN54-3:2001 + A1:2002 + A2:2006
- Protection Class IP21C*



> **FDB7130** Conventional reflective beam detector 5-100 m with reflector

Functional Features

Conventional reflective beam detector equipped with laser pointer and digital display for easy alignment. The detector has 4 selectable distance ranges from 8 to 20 meters, from 20 to 40 meters, from 40 to 70 meters, from 70 to 100 meters, and also has 3 selectable sensitivity ranges: 2.6db, 3.8db, 5.8db. The detector works according to the principle of obscuring the reflected infrared ray.

Technical Features

- Power supply from 20V to 28V
- Standby current: 2.5mA alarm: 33mA
- White Abs Mechanics
- Size: 90,7x126,87x91,96mm
- Certifications LPCB/CE - CPR EN54-12 BS5839 part 12002.
- Temperature -10°C +55°C
- Protection IP50



> **FD 1450** Anti flooding detector in thermoplastic material **on request*

Functional Features

The presence of water is detected through 4 support gilt feet . The alarm is activation by relay . It is available Item FD1450S that connects to the FD 1450 which serves as a probe.

Technical Features

- In parallel , you can connect up to 10 FD 1450s
- 3 relay outputs
- Operating Temperature : + 5C ° to + 50C °
- Operating voltage: 12 / 24Vdc
- Maximum consumption : 30mA
- IP Rating 40
- Weight: 160g



> **FDB930** Programmer for FDB7130

Functional Features

FDB930 is the programmer to use to set distance and sensitivity in the FDB7130 detector. Moreover, it is able to read the parameters set previously. It is equipped with two AA 1.5v batteries and the detector connection cable

Technical Features

- Power supply 2 AA 1.5V batteries
- Standby current 0u in use 3mA
- Grey ABS Material
- Size 130x54x28mm



> **FD 2450** Anti flooding detector IP 67 **on request*

Functional Features

Sensor for detecting the presence of water through 2 gold pins . The alarm is via a relay activation .

Technical Features

- È in grado di rilevare la presenza di liquido con una altezza variabile da 0 a 11 mm
- It is able to detect the presence of liquid with a variable height from 0 to 11 mm
- Equipped with wire 4m
- IP Rating : 67
- N ° 7 - wire connection cable 4m
- Operating Temperature : -15C ° + 70C °
- Operating voltage 12 / 24Vdc
- Maximum consumption : 32 mA
- Resting consumption 1.5 mA
- Weight : 790g



> **FD9000** 1-zone extinguishing panel

Functional Features

1-area extinguishing panel and 3 conventional detection zones. 2 zones with double knock and 1 independent zone.

Technical Features

- LCD display 2x16 characters
- No. 2 relay outputs
- n°4 open collector
- Maximum battery housing 5Ah
- Maximum current deliverable on all 2A outputs
- Size 3410x240x90.



> **FDCP109Y** Yellow conventional button

Functional Features

Push-button for manual switching off.

Technical Features

- Power Supply 10-30V DC
- Temperature: -10°C+55°C
- Humidity: 95%
- Size: 90x90x44mm
- Weight: 200g
- Material: yellow ABS
- Degree of protection IP40



> **FDCP109G** Green conventional button

Functional Features

Emergency stop button / extinguishing system

Technical Features

- Power Supply 10-30V DC
- Temperature: -10 ° C + 55 ° C
- Humidity: 95%
- Size: 90x90x44mm
- Weight: 200g
- Material: Green ABS
- Degree of protection IP40



> **FDCP109B** Blue conventional button

Functional Features

Button to activate the extinguishing discharge delay.

Technical Features

- Power Supply 10-30V DC
- Temperature: -10 ° C + 55 ° C
- Humidity: 95%
- Size: 90x90x44mm
- Weight: 200g
- Material: Blue ABS
- Degree of protection IP40

- > **CRTIS** Warning signal for switching off inhibition button
- > **CRTAS** Warning signal for switching off activation button
- > **CRTLPL** Warning signal of room protected by GAS system

Functional Features

Aluminium warning signal for SWITCHING OFF INHIBITION BUTTON.

Technical Features

- Size 160x160x0,5mm (HxLxP)
- Weight: 33g



> **FDM5411E** HOLD OPEN ELECTROMAGNET holding force 50Km

Technical Features

- Body in ABS with galvanized steel base
- Nickel plated magnet block
- See dimension at the bottom of the page
- Operating voltage: 24 Vdc - Absorbed current: 70 mA
- Fixed Holding force: > 55 Kg. (on request reduced force to 20 Kg. - L.F. version)
- Residual anti-magnetism pin on the electromagnet body
- Connector with anti-disturb varistor
- With push button release
- Swinging Armature plate for electromagnets series 180, 190
- Base in galvanized steel
- See dimensions at page 55
- Armature plate diameter (mm): 55



> **FDM5411F** HOLD OPEN ELECTROMAGNET holding force 50Km and aluminium body

Technical Features

- Body in anodized aluminium with base in galvanized steel
- Nickel plated magnet block
- See dimensions at the bottom of the page
- Operating voltage: 24 Vdc - Absorbed current: 70 mA
- Fixed Holding force: > 55 Kg. (on request reduced force to 20 Kg. - L.F. version)
- Residual anti-magnetism pin on the electromagnet body
- Connector with anti-disturb varistor
- Swinging Armature plate for electromagnets series 180, 190
- Base in galvanized steel
- See dimensions at page 55
- Armature plate diameter (mm): 55



> **FDM9412E** HOLD OPEN ELECTROMAGNET holding force 140Kmand body alluminium

Technical Features

- Box in black painted steel
- See dimensions at the bottom of the page
- Operating voltage: 24 Vdc / Absorbed current: 70 mA
- Holding force: > 140 Kg.
- Residual anti-magnetism pin on the electromagnet body
- Connector with anti-disturb varistor
- Provided without Armature plate (to be ordered separately - see page 54)
- With push button release
- Swinging Armature plate for electromagnets series 181
- Base in galvanized steel
- See dimensions at page 55
- Armature plate diameter (mm): 70

> Onepower power supply system

Power supply solution of One series are a perfect power supply for all the devices of the area protected by the detection system. They are in accordance with all EN54 regulations, they are fully monitored and certificated, and provided with switching technology.

They can be operated independently or connected with Bus RS485, to be then connected to One series control panels. They are provided with thermo probe to modify charging voltage and adapt it to operating temperature. They are able to check network presence, battery failure, faulty or low battery.



> ONEPOWER25

2,5A power supply system

Features

- Input voltage: 85-264VAC
- Frequency range: 47-63Hz
- 2 power outputs, short circuit protected and with current limited to 4A.
- Monitored current consumption for each output.
- Possibility to connect it with central BUS RS485 to monitor status.
- Integrated and independent charger, with thermo probe to check battery temperature.
- Battery monitoring.
- Battery disconnection in case of low battery.
- 6 open collector outputs to report LOW BATTERY, MISSING BATTERY, CHARGER FAULT, OUTPUT OVERCURRENT, AC MAINS FAILURE, BATTERY FAULT
- Relay output to report generic faults.
- Internal switching feeding system from 3,2 A to 28V.
- Battery compartment for two 7Ah, 12V batteries.
- Dimensions (HxWxD): 297 x 285 x 80+8 mm.
- Weight (without batteries): 2,2 kg.

> ONEPOWER25I

2.5A addressed power supply unit

Functional Features

Like ONEPOWER25I power supply unit but addressed for sending Fault and alarm signals.

> ONEPOWER50

5A power supply system

Features

- Input voltage: 85-132VAC/179-264VAC by switch
- Frequency range: 47-63Hz
- 2 power outputs short circuit protected and with current limited to 4A.
- Current consumption monitored for each output.
- Possibility to connect it with central BUS RS485 to monitor status.
- Integrated and independent charger, with thermo probe to check battery temperature.
- Battery monitoring.
- Battery disconnection in case of low battery.
- 6 open collector outputs to report LOW BATTERY, MISSING BATTERY, CHARGER FAULT, OUTPUT OVERCURRENT, AC MAINS FAILURE, BATTERY FAULT
- Relay output to report generic faults.
- Internal switching feeding system from 6,5 A to 28V.
- Battery compartment for two 7Ah, 12V batteries or for 26Ah 12V batteries.
- Dimensions (HxWxD): 375 x 420 x 182+8 mm.
- Weight (without batteries): 7,5kg.

> ONEPOWER50I

2.5A addressed power supply unit

Functional Features

Like ONEPOWER50I power supply unit but addressed for sending Fault and alarm signals.

Monitoring Software

> Winwatch Enterprise

Integrated centralized management:
Burglar alarms, Fire detection.

Software to control and manage an unlimited number of TELEDATA panels

INTEGRATED AND TECHNOLOGICAL DEVICES

- Integrated multi-protocol multimedia software
- In WINDOWS XP environment with interactive and user-friendly graphic interface
- Remote-control, remote management and remote-programming for all devices
- Up to 3 levels of integrated graphic-maps for direct operations
- Hierarchic access password system
- Operator events log
- Message Exchange system integrated with the system
- Server-client structure with architecture on IP networks
- Point-to-point, multidrop, switched
- Operative on LAN WAN WIFI networks with TCP/IP protocol support
- Multi monitor management to
 - View alarms and command sending and receiving statuses
 - View dynamic graphic-maps
 - View sensor symbols with graphic and sound status indication
 - View graphic-maps with integrated video streaming
 - View video cameras in multiscreen mode
- Modular and scalable software
- Send and receive alarm events via SMS and MAIL.
- Unique integrated database for event searching and analyses
- Customizable to suit all customer requirements
- Integrated database
- Able to manage subsystems of different producers with the purchase of special modules for:
 - Fire detection units, Burglar alarm units, Access control readers and modules, Digital recorders, Video matrixes, Technological systems

For further information, please contact our Technical Department

Additional software modules available

> WIN TERMINAL Integrated centralized control

- Software to control and manage up to 2 TELEDATA panels

> WIN SUPER Integrated centralized control

- Software to control and manage up to 6 TELEDATA panels

> WIN MAX Integrated centralized control

- Software to control and manage up to 12 TELEDATA panels

> WIN CLIENT TERMINAL
Client work station control software

- Ideal for creating work stations with different potential options and access levels.
- Possibility to control the remote devices as if it was operating at the server
- Shared database
- Up to 10 clients can be enabled
- IP protocol management

> WIN MAPPE TERMINAL
Graphical-map license

- Software to use the graphic maps on the TELEDATA monitoring systems
- The software must be activated on each work station it is required to run on
- Requires 2nd monitor

- > **Bat1201** Rechargeable lead batteries 12Vdc 1,22 Ah 97L x 43P x 51A mm
- > **Bat1202** Rechargeable lead batteries 12Vdc 2 Ah 178L x 35P x 61A mm
- > **Bat1207** Rechargeable lead batteries 12Vdc 7 Ah 151L x 65P x 94A mm
- > **Bat1212** Rechargeable lead batteries 12Vdc 12 Ah 151L x 99P x 95A mm
- > **Bat1217** Rechargeable lead batteries 12Vdc 17 Ah 181L x 76P x 167A mm
- > **Bat1225** Rechargeable lead batteries 12Vdc 25 Ah 166L x 175P x 125A mm
- > **Bat1240** Rechargeable lead batteries 12Vdc 40 Ah 197L x 165P x 170A mm

NOTES



Headquarter

20063 Carnusco sul Naviglio (MI) - Via Brescia 24 G - Italy Tel.: +39 02 27 201 352 - +39 02 25 92 795 | mail: Info@teledata-1.com