


# COMP-5/7.5/10-2

ECS Air Compressor



## Features

- Aftercooler included
- Low Oil Level Sensor - Automatically shuts down compressor
- 1" NPT Female Outlet
- Automatic condensate drain – ¼" NPT Female

## General Description

The ECS Air Compressors are paired with the ECS Protector Nitrogen Generators in facilitating the **Dry Pipe Nitrogen Inerting (DPNI)** process in dry pipe and preaction fire sprinkler systems. COMP-5/7.5/10-2 when paired with the AG-18500/22500 nitrogen generators can be used as a plant nitrogen source in facilitating the **Wet Pipe Nitrogen Inerting (WPNI)** process in wet pipe sprinkler systems.

## Specifications

|  |   |
|--|---|
| <b>Cabinet Dimensions</b><br>COMP-5/7.5-2<br>COMP-10-2 | 84.2" (L) x 34.6" (W) x 48.2" (H)<br>87.5" (L) x 35.8" (W) x 51.5" (H)                |
| <b>Weight</b>  | COMP-5-2 (1,265 Lbs)<br>COMP-7.5-2 (1,315 Lbs)<br>COMP-10-2 (1,545 Lbs)               |
| <b>Power Supply Compressor</b>                         | 480VAC/3 phase/60Hz (Standard)<br>208VAC/3 phase/60Hz (Optional)                      |
| <b>Power Supply Auto Drain</b>                         | 120VAC/1 phase/60Hz (can be connected to the nitrogen generator cabinet power supply) |
| <b>Air Connection</b>                                  | COMP-5/7.5/10-2 (1" NPT Female)   |
| <b>Drain Connection</b>                                | ¼" NPT Female   |
| <b>Temperature Range</b>                               | 40°F - 105°F (5°C - 40°C)   |

## Maintenance

Refer to Manufacturer's recommended maintenance in Ingersoll Rand owner's manual

## Operating Performance

| Model Number  | COMP-5-2          | COMP-7.5-2        | COMP-10-2          |
|---|-------------------|-------------------|--------------------|
| <b>Air Supply SCFM (L/min)</b>                              | 34<br>(962)       | 48<br>(1,360)     | 70<br>(1,984)      |
| <b>Single System Capacity† @ 40 psig (2.8 bar) Gal. (L)</b> | 2,880<br>(10,902) | 4,500<br>(17,034) | 6,000<br>(22,713)  |
| <b>Single System Capacity† @ 20 psig (1.4 bar) Gal. (L)</b> | 5,760<br>(21,804) | 9,000<br>(34,068) | 12,000<br>(45,426) |

† Capacity based on NFPA 13 30-minute fill requirement of largest single system

## Power Requirements

| Model Number       | COMP-5-2  | COMP-7.5-2 | COMP-10-2 |
|--------------------|-----------|------------|-----------|
| <b>208VAC/3 Ph</b> | 17.5 Amps | 25.3 Amps  | 32.2 Amps |
| <b>480VAC/3 Ph</b> | 7.6 Amps  | 11 Amps    | 14 Amps   |

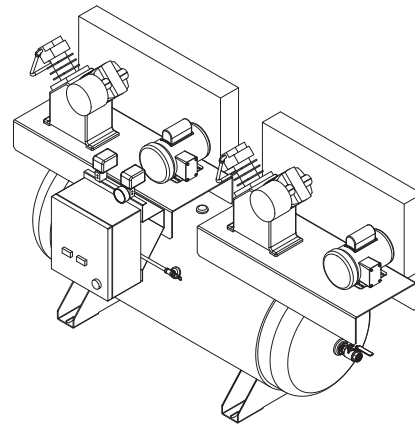
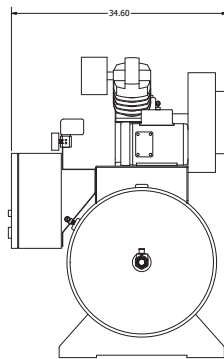
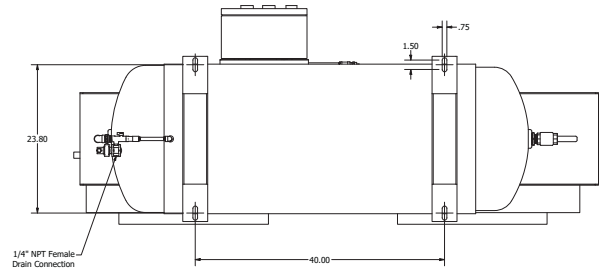
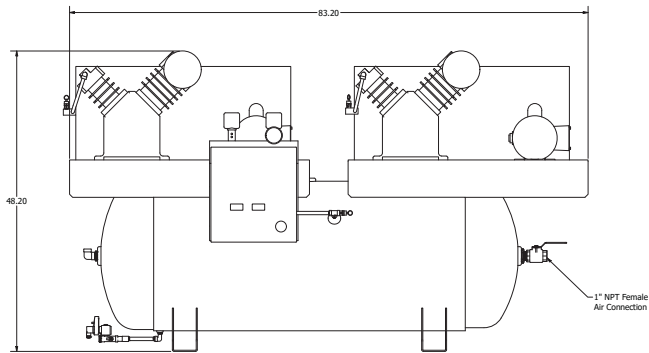
## Installation

The air compressors are designed to be mounted directly to the floor in the fire sprinkler riser room. Vibration pads (supplied) must be installed under the feet of the air compressor to ensure warranty of the air compressor. Allow access to the power supply (two (2) dedicated circuit), access to the nitrogen generator inlet ½" supply line and access to a drain for the condensate discharge line. Allow for clearance to access air compressor for servicing. For detailed installation and operation please refer to the ECS AdvancedIQ Nitrogen Generator Manual.

# COMP-5/7.5/10-2

ECS Air Compressor

COMP-5/7.5-2



COMP-10-2

